



HermanMiller

Byne System™

Liberate Your Workspace

Byne System™ is our answer to the ever-growing need for flexibility in the workplace. This all-in-one framework merges the best aspects of four classic Herman Miller desking systems with one new design for maximum freedom in office planning and activities.

Built for Change

Imagine, Layout, Optimis and Arras are four of Herman Miller's most popular desking systems, beloved for their ability to bring flexibility, freedom and personality to the workspace. In Byne System™, these classic worktables come together with our new wooden leg style, Sylvain, to form one highly configurable solution.

Consisting of a series of modular elements, every aspect of Byne can be specified to meet the needs of your organisation, and your people – whether you work at a start-up, or a Fortune 500 company. Start with our robust base framework and build Byne your way from there. You get to choose everything from the worktop and leg style to the screen type, toolbar and tabletop set-up (flippers, cable trays and more), as well as the accessories.

Supporting change as it happens, Byne System™ is easy to assemble and quick to install. Naturally agile, Byne is the ideal choice for organisations needing to adapt to rapidly changing market conditions.

Warranty:

12 years.

Please visit hermanmiller.com/byne-system for details.



Images



[View Image Library](#)

Key Features and Options



1. Legs

- + Choose your leg style
- + Choose your leg covers, available in specific leg styles
- + Choose between standard and AFRDI legs

2. Middle Leg

- + Universal middle leg
- + Leg cover with PET and metal option

3. Cable Management

- + Choose your cable tray
- + Cable trays have option of hinge access for easy maintenance

4. Worktop

- + Choice of worktop material types in melamine and laminate
- + Choice of shapes (round/chamfered edge)

5. Access Cut-out

- + Choice of access cut-outs for power and data access

6. Screen


- + Choose your screen type: desk-up, suspended, toolbar, modesty screen
- + Frameless and framed screens with pinnable, tackable or glass surfaces

7. Lateral Screen

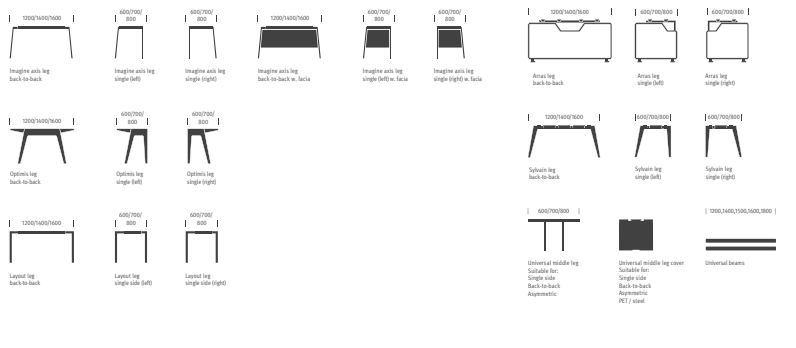
- + Choose between fabric, glass and acrylic

Statement of Line Overview

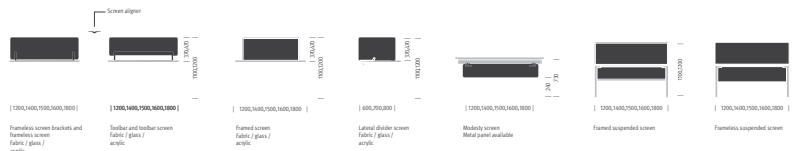
Worktop Options



Leg Options



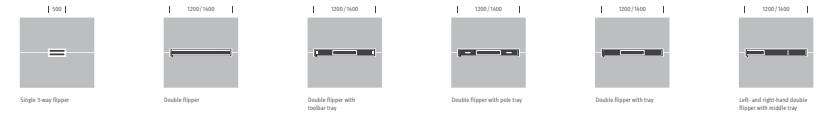
Screen Options



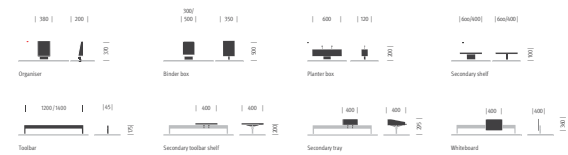
Cable Tray/Holder Options



Flipper Options



Accessories Options



Name Tag Options



Materials

[Click here](#) to see our complete materials offering for Byne System™

Sustainability

[Click here](#) to learn how Byne System™ meets your environmental goals

More Information

For further information and resources for Byne System™, please visit www.hermanmiller.com/byne-system