


designcraft Canberra
Cnr Monaro Hwy & Sheppard St
Hume ACT 2620
02 6290 4900
info@designcraft.net.au
www.designcraft.net.au

Tait Sydney –
4 / 9 Danks Street
Waterloo NSW 2017
+61 2 9310 1333
syd@madebytait.com.au

Tait Melbourne –
209 - 211 Smith Street
Fitzroy VIC 3065
+61 3 9419 7484
melb@madebytait.com.au

Powder Coat Colour Chart



KEY

G - Gloss **S** - Satin **M** - Matt **E** - Electro **T** - Textured

Colours are for an indicative reference only. Actual colour and finish may vary slightly.
For commercial projects further powder coat colours can be specified.
v.2.2020

designcraft

Tait.

Powder Coat Colour Chart

PRODUCT INFORMATION

Powder coating is a dry finishing process, which is based on polymer resin systems. A process called electrostatic spray deposition (ESD) is used to achieve the application of the powder coating to a metal substrate. This application method uses a spray gun, which applies an electrostatic charge to the powder, which are then attracted to the grounded part.

After application of the powder coating, the parts enter a curing oven where, with the addition of heat, the coating chemically reacts to produce a solid 'skin.'

Powder coating is a high-quality finish that provides a more durable surface than liquid paints can offer, while still providing an attractive finish. Powder coated products are more resistant to diminished coating quality as a result of impact, moisture, chemicals, ultraviolet light, and other extreme weather conditions. In turn, this reduces the risk of scratches, chipping, abrasions, corrosion, fading, and other wear issues.

G - Gloss: A finish that has a shiny, reflective surface.

S - Satin: A finish that has less shine than the gloss, but still has a reflective surface.

M - Matt: Also known as flat, has almost no shine to it, is able to hide minor scuffs.

E - Electro: An anodised look finish, designed to subtly change in appearance of light.

T - Textured: Unique fine texture finish designed to reduce marring and scuffing.

CARE & MAINTENANCE

Wash regularly with warm soapy water and mild detergent using a soft cloth. For commercial, industrial or marine environments we would recommend monthly maintenance. Always rinse well with water, to remove any remaining detergent.

Avoid pressure washing, abrasive cleansers, steel brushes/wools and cleaners containing chlorine. Avoid scratching the surface by dry dusting. Do not allow dirt or bird droppings to accumulate, dry out and harden. Never use strong solvents to clean powder coated surfaces. Dull surfaces can be revived using car polish. Rough treatment of powder coated furniture can result in chipping of the coated surface; this is not covered under warranty.


For more information, please visit the Care & Maintenance section of our website.

designcraft Canberra
Cnr Monaro Hwy & Sheppard St
Hume ACT 2620
02 6290 4900
info@designcraft.net.au
www.designcraft.net.au

Tait Sydney –
4 / 9 Danks Street
Waterloo NSW 2017
+61 2 9310 1333
syd@madebytait.com.au

Tait Melbourne –
209 - 211 Smith Street
Fitzroy VIC 3065
+61 3 9419 7484
melb@madebytait.com.au

Textured Powder Coat Colour Chart




Black
T




White
T



Surfmist
T




Woodland Grey
T




Monument
T




Core Ten
T




Paperbark
T




Ochre
T




Headland
T




Burgundy Clay
T




Deep Ocean
T




Teal Sea
T



Pale Eucalypt
T



Banksia Leaf
T



Jasper
T

Colours are for an indicative reference only. Actual colour and finish may vary slightly.
For commercial projects further powder coat colours can be specified.

v.2.2020

designcraft

Tait.

Textured Powder Coat Colour Chart

PRODUCT INFORMATION

Powder coating is a dry finishing process, which is based on polymer resin systems. A process called electrostatic spray deposition (ESD) is used to achieve the application of the powder coating to a metal substrate. This application method uses a spray gun, which applies an electrostatic charge to the powder, which are then attracted to the grounded part.

After application of the powder coating, the parts enter a curing oven where, with the addition of heat, the coating chemically reacts to produce a solid 'skin.'

Powder coating is a high-quality finish that provides a more durable surface than liquid paints can offer, while still providing an attractive finish. Powder coated products are more resistant to diminished coating quality as a result of impact, moisture, chemicals, ultraviolet light, and other extreme weather conditions. In turn, this reduces the risk of scratches, chipping, abrasions, corrosion, fading, and other wear issues.

T - Textured: Unique fine texture finish designed to reduce marring and scuffing.

CARE & MAINTENANCE

Wash regularly with warm soapy water and mild detergent using a soft cloth. For commercial, industrial or marine environments we would recommend monthly maintenance. Always rinse well with water, to remove any remaining detergent.

Avoid pressure washing, abrasive cleansers, steel brushes/wools and cleaners containing chlorine. Avoid scratching the surface by dry dusting. Do not allow dirt or bird droppings to accumulate, dry out and harden. Never use strong solvents to clean powder coated surfaces. Dull surfaces can be revived using car polish. Rough treatment of powder coated furniture can result in chipping of the coated surface; this is not covered under warranty.

For more information, please visit the Care & Maintenance section of our website.