



AJ Table

The fixture emits downward directed light. The angle of the shade can be adjusted to optimize light distribution. The shade is painted white on the inside to ensure a soft comfortable light.



Arne Jacobsen

Arne Jacobsen was born and raised in Copenhagen. In 1927, he graduated as an architect from the Royal Danish Academy of Fine Arts in Copenhagen. After graduating, he obtained his first job at the office of the City Architect of Copenhagen launching his own office only two years later.



Set location:
Alpha Dominche



Set location - The Qvest

Product info

Finish

Stainless Steel, polished. White, Black, Aubergine, Dark Green, Dark Grey, Light Grey, Midnight Blue, Original Grey, Pale Petroleum, Pale Rose, Rusty Red, Ultra Blue, Yellow Ochre, wet painted.

Materials

Shade: Spun steel or stainless steel. Base: Die cast zinc or stainless steel. Stem: Steel or stainless steel.

Mounting

Cable type: Plastic cord with plug. Cable length: 2.4m. Light control: Switch in lamp stand..

Class

Ingress protection IP20. Electric shock protection II w/o ground

Specification notes

The white version is supplied with a white cable. The other versions are supplied with a black cable. The innovation of light sources is ongoing. Consequently we only inform about the max. wattages.

Light source

1x20W E27

Information

The white, original grey and pale rose versions are supplied with a white cable. The other versions are supplied with a black cable.



Product family



AJ Wall



AJ Floor



AJ Mini Table



AJ Royal



AJ 50 Wall

Product variants

Light source	Colour	Class	Cable type
1x20W E27	<input checked="" type="radio"/> Aubergine	II	BLK PL
	<input type="radio"/> Black		WHT PL
	<input type="radio"/> Dark green		
	<input type="radio"/> Dark grey		
	<input type="radio"/> Light grey		
	<input type="radio"/> Midnight blue		
	<input type="radio"/> Original grey		
	<input type="radio"/> Pale petroleum		
	<input type="radio"/> Pale rose		
	<input type="radio"/> Rusty red		
	<input type="radio"/> Stainl steel polish		
	<input type="radio"/> Ultra blue		
	<input type="radio"/> Wht		
	<input type="radio"/> Yellow ochre		

Product description

Terse and iconic design

A semi-conical fixture head.

An arm fixed to a round mounting box holds the fixture head.

Fixture head pivots to direct light as needed.

Different colour variants.

Is a member of a product family for both outdoor and indoor.

Mounting

Portable fixture plugs into standard wall outlet.

Light description

The fixture emits glare free, directed light.

Terse and iconic design

Combined direct and indirect light ensures directed light with soft shadows

The shade is painted white on the inside to ensure a soft comfortable light distribution.

Design

Arne Jacobsen

Material

Fixture head and wall box: spun steel, 1.5mm (0.06") thick, wet painted.

Arm: extruded steel, 1.5mm (0.06") thick, wet painted.

Base: cast zinc plated steel, 1.5mm (0.06") thick.

Switch: on/off, phenolic, on base.

Socket: Porcelain, medium base for A-19, frosted envelope lamps.

Weight

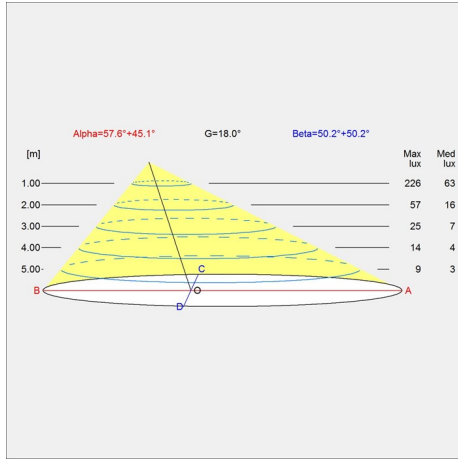
Min: 2.08 kg Max: 3.063 kg

Finish

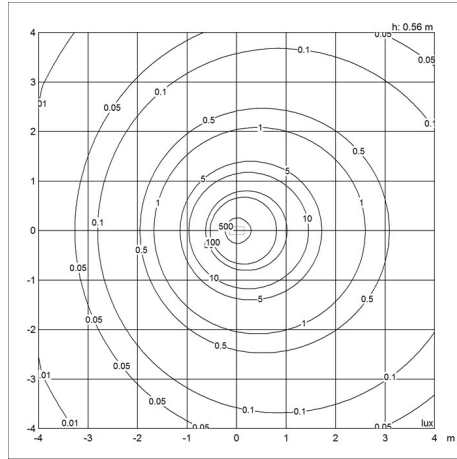
Aubergine, Black, Dark green, Dark grey, Light grey, Midnight blue, Original grey, Pale petroleum, Pale rose, Rusty red, Stainl steel polish, Ultra blue, Wht, Yellow ochre

Light distribution diagrams

Cartesian



Isolux



Polar

